

Westwood
STANDARD GAUGE GLASS



HIGH QUALITY GLASS IN
5/8" AND 3/4"
OUTSIDE DIAMETER (O.D.) SIZES

STANDARD							
Length (inches)	No.		Max. PSI Water-Steam (see note 1.)	Length (inches)	No.		Max. PSI Water-Steam (see note 1.)
	5/8" 6/Pkg.	3/4" 12/Pkg.			5/8" 6/Pkg.	3/4" 12/Pkg.	
6	H1-6	-	210 - 100	24	H1-24	H2-24	180 - 100
8	H1-8	H2-8	210 - 100	26	-	-	-
10	H1-10	H2-10	205 - 100	28	-	-	-
12	H1-12	H2-12	200 - 100	30	H1-30	-	175 - NR
14	H1-14	H2-14	200 - 100	36	-	H2-36	165 - NR
16	H1-16	H2-16	195 - 100	48	-	H2-48	140 - NR
18	H1-18	H2-18	190 - 100	60	-	-	-
20	H1-20	H2-20	185 - 100	72	-	-	-
22	H1-22	H2-22	180 - 100				

note 1. Maximum Working Pressure (PSI): Water up to 150° F - Steam up to 425° F - NR = Not Recommended

GAUGE GLASS WASHERS - Standard (Neoprene - Square cut)

I.D. x O.D. x Thickness	No.	Ref. No.	No.	Ref. No.	No.	Ref. No.
	Pkg. of 12		Pkg. of 50		Pkg. of 100	
9/16" x 13/16" x 1/4"	H6-6	-	H6-8	-	H6-10	GGW-6812
3/4" x 15/16" x 1/4"	H6-11	-	H6-13	-	H6-15	GGW-7102
3/4" x 15/16" x 3/8"	H6-16	-	H6-18	-	H6-20	GGW-7103
3/4" x 15/16" x 1/2"	H6-21	-	H6-23	-	H6-25	GGW-7105



Take a look ...

GAUGE GLASS CUTTERS on page T16

Westwood

**HIGH PRESSURE AND
RED LINE GAUGE GLASS**



HIGH QUALITY GLASS IN
5/8" AND 3/4"
OUTSIDE DIAMETER (O.D.) SIZES

New!

In addition to the standard package of 12 pieces, High Pressure and Red Line gauge glass is now available individually packaged in PVC pipe containers for break resistant shipping.

HIGH PRESSURE				RED LINE					
Length (inches)	No.		Max. PSI <i>Water-Steam</i> (see note 1.)	No.		Max. PSI <i>Water-Steam</i> (see note 1.)	No.		Max. PSI <i>Water-Steam</i> (see note 1.)
	5/8" 12/Pkg.	5/8" <i>Individually Packaged</i>		5/8" 12/Pkg.	5/8" <i>Individually Packaged</i>		3/4" 12/Pkg.	3/4" <i>Individually Packaged</i>	
8	H3-8	H3-9	435 - 320	H4-8	H4-9	370 - 285	H5-8	H5-9	360 - 280
10	H3-10	H3-11	420 - 315	H4-10	H4-11	345 - 280	H5-10	H5-11	340 - 275
12	H3-12	H3-13	410 - 305	H4-12	H4-13	335 - 280	H5-12	H5-13	330 - 275
14	H3-14	H3-15	390 - 295	H4-14	H4-15	325 - 275	H5-14	H5-15	320 - 270
16	H3-16	H3-17	375 - 285	H4-16	H4-17	315 - 270	H5-16	H5-17	310 - 265
18	H3-18	H3-19	360 - 280	H4-18	H4-19	305 - 265	H5-18	H5-19	300 - 260
20	H3-20	H3-21	350 - 270	H4-20	H4-21	290 - 265	H5-20	H5-21	285 - 260
24	H3-24	H3-25	320 - 255	H4-24	H4-25	265 - 255	H5-24	H5-25	260 - 250
-	-	-	-	H4-30	H4-31	235 - NR	-	-	-
36	H3-36	H3-37	245 - NR	H4-36	H4-37	205 - NR	H5-36	H5-37	200 - NR
-	-	-	-	H4-48	H4-49	165 - NR	-	-	-
-	-	-	-	H4-60	H4-61	125 - NR	-	-	-
-	-	-	-	H4-72	H4-73	90 - NR	-	-	-

note 1. Maximum Working Pressure (PSI): Water up to 150° F - Steam up to 425° F - NR = Not Recommended

GAUGE GLASS WASHERS - High Pressure (Lip mold)


I.D. x O.D. x Thickness	No.	Ref. No.	No.	Ref. No.	No.	Ref. No.
	Pkg. of 12		Pkg. of 50		Pkg. of 100	
5/8" x 7/8" x 5/16"	H6-50	#3 GASKET	H6-52	-	H6-54	-
3/4" x 1-9/64" x 1/2"	H6-55	#33 GASKET	H6-57	-	H6-59	-



Take a look ...

GAUGE GLASS CUTTERS on page T16

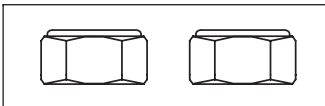
Please order by No.



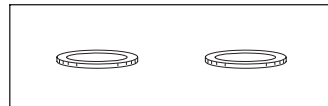
SUPERIOR DESIGN

- Quick 90° open & close
- Both valves identical
- Easy clean out plugs
- TEFLON seals
- Brass body ball valve
- 1/2" - NPT Thread

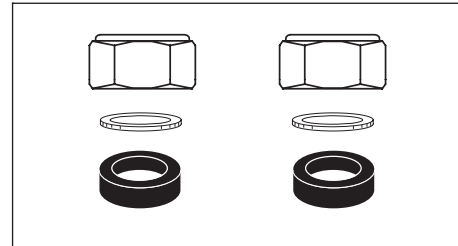
No. H7, -12



No. H7-15, -20



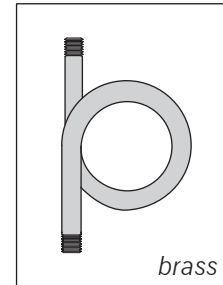
No. H7-21



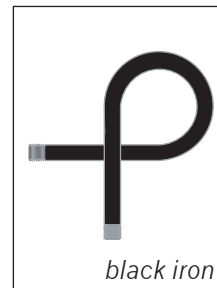
No. H7-17, -23



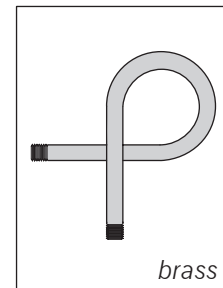
No. H7-50



No. H7-52



No. H7-55

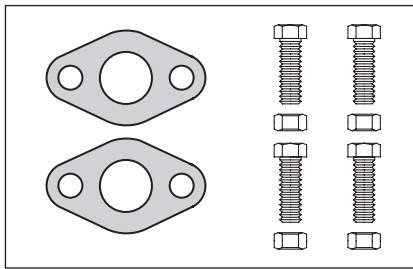


No. H7-57

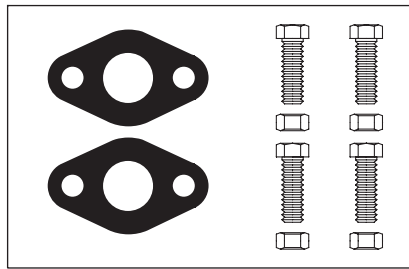
STEAM BOILER PARTS

No.	Ref. No.	Description
H7	GV-22	Gauge Glass Set, 1/2"- NPT, w/Quick Open 90° Ball Valve, TEFLON Seals, Brass, w/10" rods
H7-12	-	Gauge Glass Set, 1/2"- NPT, w/Quick Open 90° Ball Valve, TEFLON Seals, Brass, w/12" rods & glass
H7-15	-	Gauge glass nut, special for H7 and H7-12, package of 2
H7-17	-	Repair Kit for H7 and H7-12, (2) ea. of nuts, friction washers, standard gauge glass washers
H7-20	-	Gauge glass nut, general replacement (not for H7 and H7-12), package of 2
H7-21	-	Gauge glass nut friction washer, universal replacement, package of 6
H7-23	-	Repair Kit, general replacement (not for H7 and H7-12), (2) ea. of nuts, friction washers, standard gauge glass washers
H7-50	-	Straight steam pig tail, black iron, 1/4"-NPT
H7-52	-	Straight steam pig tail, brass, 1/4"-NPT
H7-55	-	90° angle steam pig tail, black iron, 1/4"-NPT
H7-57	-	90° angle steam pig tail, brass, 1/4"-NPT

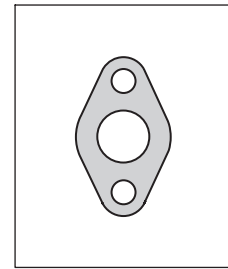
Westwood CIRCULATOR & FEEDER PARTS




No. H10




No. H10-1



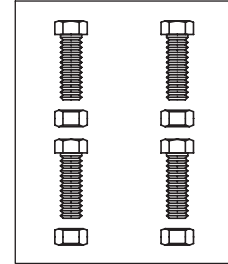
No. H15, -1



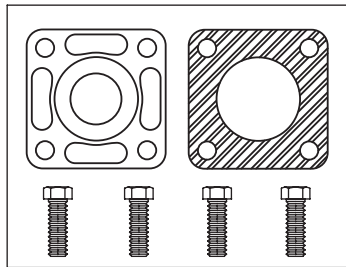
No. H16, -1



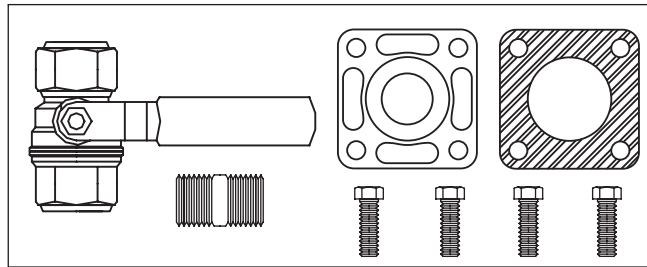
No. H21, -1



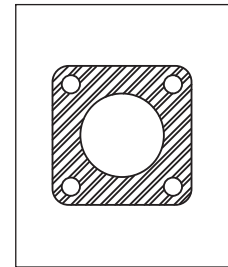
No. H22, -1



No. H23



No. H23-1









No. H23-4, -6

BOILER, CIRCULATOR, FEEDER PARTS

No.	Ref. No.	Description
H10	-	Circulator Flange Gasket Kit, (2) - RED rubber flange gaskets, (4) - 7/16"X1-3/4" bolts w/nuts
H10-1	-	Circulator Flange Gasket Kit, (2) - BLACK neoprene flange gaskets, (4) - 7/16"X1-3/4" bolts w/nuts
H15	-	Taco RED rubber flange gasket, package of 10 gaskets
H15-1	-	Taco RED rubber flange gasket, package of 100 gaskets
H16	-	Taco BLACK neoprene flange gasket, package of 10 gaskets
H16-1	-	Taco BLACK neoprene flange gasket, package of 100 gaskets
H21	-	Flange Gasket Material, Red Rubber, 1/8" Thick X 12" X 24" Sheet
H21-1	-	Flange Gasket Material, Red Rubber, 1/8" Thick X 18" X 36" Sheet
H21-36	-	Flange Gasket Material, Red Rubber, 1/8" Thick X 36" X 30' Roll
H22	-	B&G (small), Taco, Modern Flange Nuts and Bolts, (4) - 7/16" X 1-3/4"
H22-1	-	B&G (large) Flange Nuts and Bolts, (4) - 1/2" X 1-3/4"
H23	-	Dirt pocket cap for McDonnell & Miller (3/4"- NPT) w/gasket and (4) bolts
H23-1	-	Blow Down Kit for McDonnell & Miller (dirt pocket cap, full flow ball valve, nipple, gasket, (4) bolts
H23-4	-	Dirt pocket cap gasket, package of 10 gaskets
H23-6	-	Dirt pocket cap gasket, package of 100 gaskets

Westwood COUPLINGS FOR B & G CIRCULATORS


 No.	Ref. No.	Replaces B&G No.	Circ. HP	Description and Representative Picture
H24-10	PD-40	118705 (PZ-4291)	1/12, 1/6	Cast zinc, steel eyelet inserts, standard duty springs, for 1/2" shaft, individually boxed 
H24-15	JK-52	118705 (PZ-4291)	1/12, 1/6	Cast iron, heavy duty cross bar, springs reinforced, for 1/2" shaft, individually boxed 
H24-40	BG-33	118705 (PZ-4291)	1/12, 1/6	FLEXI-LINK spiral spring shock absorbing coupling, no moving parts, compensates for misalignment, quieter operation, for 1/2" shaft, individually bagged 
H24-60	WRM-858	118723 (PZ-12291)	1/4, 1/3	Cast iron, heavy duty cross bar, heavy duty springs, for 1/2" shaft, individually bagged 
H24-62	WRM-798	118473 (PDZ-12291)	1/2, 3/4	Cast iron, heavy duty cross bar, heavy duty springs, for 1/2" shaft, individually bagged 

 Take a look . . .

More parts for CIRCULATORS on page H4

H5

rev. 5-1-07

Please order by  No.



The Single Spring Alternative!

Spiralink™ Coupling Cross Reference Chart



No. H24-30
Model 10010
1/2" x 1/2" Shafts



No. H24-32
Model 10023
1/2" x 1/2" or
1/2" x 5/8" Shafts



No. H24-34
Model 10034
1/2" x 5/8" or
5/8" x 5/8" Shafts



No. H24-36
Model 10045
1/2" x 1/2" or
1/2" x 5/8" or
5/8" x 5/8" Shafts

No.	Spiralink Model	Circulator Model		Motor		Shaft Dia.	OEM Part No.				
		B & G	Armstrong	HP	Rot		B & G	Armstrong			
H24-30	10010	75	S-25	1/12	CCW	1/2 x 1/2	118705 or 189110	806026			
		100									
		125									
		150									
		1-1/2"	S-34	1/6							
		2"	S-35								
		2-1/2"	S-45	1/4			118723	806168			
		LD3	S-46	1/3							
		HD3									
			HV1"				118705 or 189110	806026			
	HV1-1/4"	H-32	1/6								
	HV1-1/2"										
		1" PR	H-41								
H24-32	10023	PD-35	S-55	1/2	1/2 x 1/2 or 1/2 x 5/8	118473 or 118708 or 09	807436 or 806137				
		PD-37	S-57	3/4							
H24-34	10034	PD-38	S-60	1	1/2 x 5/8 or 5/8 x 5/8	118476 or P77271	812734 or 816665				
		PD-39									
		OLD	NEW								
H24-32	10023	60-1	60-11	H-51	1/4	B & G 1/2 x 1/2	118473	807436			
		60-2		H-52	1/3						
		60-3	60-13	H-53	1/2						
		60-4	60-14	H-54	3/4						
H24-34	10034	60-5	60-15	H-63	1/2	Armstrong 1/2 x 5/8	118709 or P77234	806137			
		60-6	60-16	H-64	3/4						
		60-8		H-66							
			60-17	H-65	1				1/2 x 5/8	186410 or P77237	812734
			60-19	H-67					5/8 x 5/8	118476 or P77271	816665
H24-32	10023	Series 1522 1S & 1T thru 17S & 17T			1/4 thru 2	1/2 X 1/2 or 1/2 x 5/8	118473 or 118709				
H24-36	10045	Taco Model		121		1/2 x 1/2 or 1/2 x 5/8 or 5/8 x 5/8	1624-053RP (Woods 3J or 4J)				
				122	1/4						
				131	1/3						
				132	1/2						
				133	3/4						
				138	1						

ROTATION INFORMATION









For purposes of this cross-reference, rotation is determined by viewing the motor with the shaft pointing away. In the case of a three phase motor, or a motor that has been repaired, make sure to check motor rotation before installing a new coupling. Running a coupling in the wrong rotation will severely damage the coupling!

GUARANTEE

Spiralink™ couplings are warranted for life when correctly installed in the appropriate circulating pump. If a *Spiralink™* coupling should ever fail, simply return it to your place of purchase to receive a free replacement.

Please order by No.

HYDRONIC GAUGES - Tridicator, Steam, Combination, Altitude, Temperature

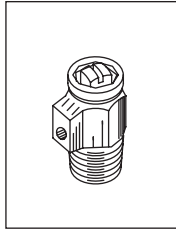
 No.	Ref. No.	Type	Mount	Face	Shank	Insert.	Range / Description	Representative Picture	
H25 H25-1 H25-2 H25-3	PTA-224C PTA-234C PTA-322C PTA-322L	Tridicator	1/4" CBM 1/4" CBM 1/2" CBM 1/2" LM	2-1/2" 2-1/2" 3-1/4" 3-1/4"	1-3/4" 3" 1-3/4" 1-3/4"	7/8" 7/8" 1-1/8" 3/4"	70°- 320°F, 20°- 160°C 0 - 75 PSI, 0 - 170 Ft H ₂ O		
H25-10 H25-12	5495 5549	Steam gauge	1/4" LM 1/4" LM	3-1/2" 4-1/2"	- -	- -	30" Hg. - 30 PSI 30" Hg. - 30 PSI		
H25-15 H25-16 H25-17 H25-18 H25-19 H25-20	135393 135392 144435 144434 144826 144827	PT 1088 Combination temperature and pressure gauge	1/4" CBM 1/4" CBM 1/2" LBM 1/2" LM 1/2" LM 1/2" LBM	2-1/2" 2-1/2" 3-1/2" 3-1/2" 3-1/2" 3-1/2"	3" 2-1/4" 3-3/4" 3-1/4" 3-1/4" 3-3/4"	1-3/4" 1-3/4" 2" 2" 2" 2"	60°- 320°F, 75 PSI 60°- 320°F, 75 PSI 60°- 260°F, 50 PSI 60°- 260°F, 50 PSI 80°- 320°F, 200 PSI 80°- 320°F, 200 PSI		
H25-30 H25-31 H25-35	46775 11498 11937	Altitude & water level gauge	1/4" LM 1/4" LM 1/4" LM	3-1/2" 4-1/2" 4-1/2"	- - -	- - -	100 PSI, 0 - 231 FT 100 PSI, 0 - 231 FT 0 - 390 FT		
H25-50* H25-51** H25-52* H25-53**	T-571 T-571 Brass HWT-A T-572 Brass	Hot water glass tube thermometer	1/2" LM 1/2" LM 1/2" LBM 1/2" LBM	- - - -	2" 2" 2" 2"	1-3/8" 1-3/8" 1-3/8" 1-3/8"	40°- 260°F, Vertical 40°- 260°F, Vertical 20°- 280°F, Vertical 20°- 280°F, Vertical		
		*Steel immersion well **Brass immersion well							
H25-54 H25-55	T-1050 T-1051	Hot water thermometer	1/2" LM 1/2" LBM	3-1/2" 3-1/2"	3" 3-3/4"	2" 2"	60°- 260°F 60°- 260°F		
H25-90* H25-92** H25-96***	HWT-D HWT-DS -	Dial Thermometer	CBM CBM CBM	2-1/2" 2-1/2" 2-1/2"	1-3/4" - -	1-1/4" 2" -	30°- 250°F 30°- 250°F 0°- 250°F		
		*1/2"- NPT(M) pipe mount (pictured at right) **3/4" CWT sweat mount (detachable mount soldered in place) ***Surface mount (retaining springs for mounting included)							



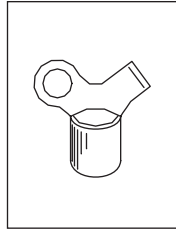
MORE GAUGES in Service Supplies Section starting on page S10

H7

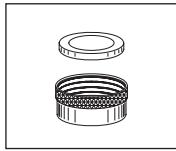
MISC. PARTS & IMMERSION WELLS



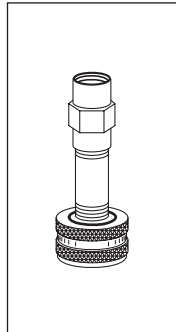
No. H30



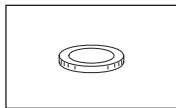
No. H30-1



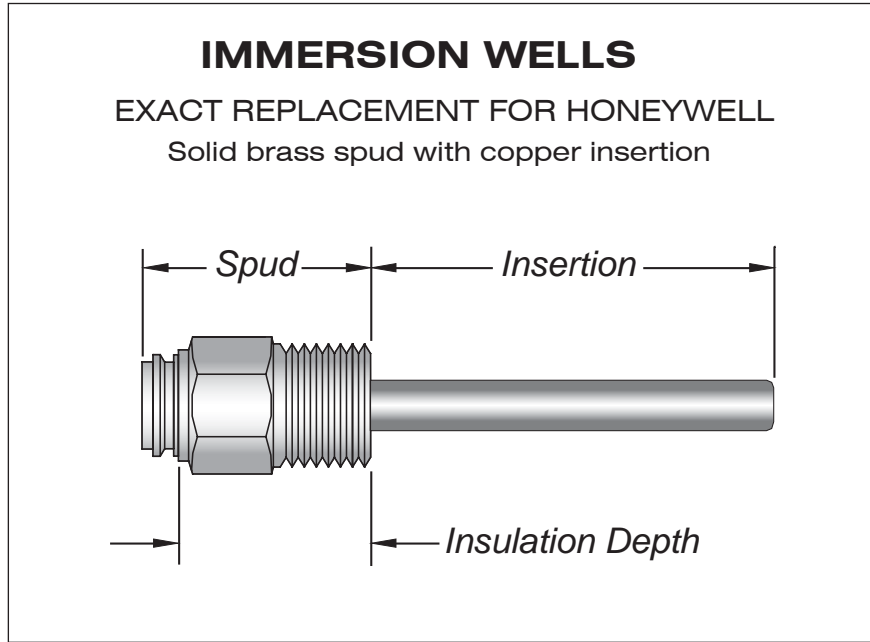
No. H31



No. H35



No. H31-1



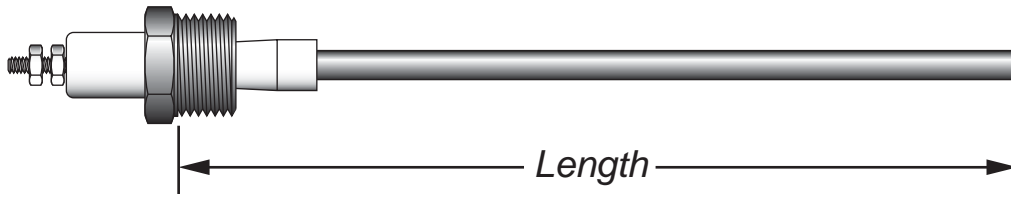
No. H50 (Series)

RADIATOR VENT & KEY, HOSE CAP, HOSE ADAPTOR


No.	Thread Size	Description	QTY PKG
H30	1/8" - NPT	Radiator bleed valve, plated finish, coin/key/screwdriver operated	6
H30-1	-	Radiator bleed key, square socket and screwdriver	6
H31	Garden hose (F)	Garden hose cap, brass with washer	10
H31-1	-	Garden hose washer only	10
H35	Garden hose (F) x 1/4" - NPT (F or M)	Gauge adaptor for measuring water pressure	1

IMMERSION WELLS - Brass spud, copper insertion

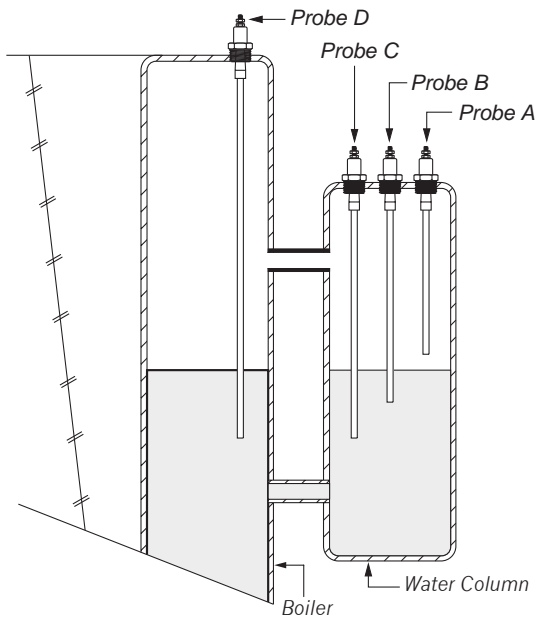
No.	Replaces Honeywell	Pipe Size (Male NPT)	Insertion Diameter	Insertion Length	Insulation Depth (ins.)	Comments
H50	121371A 123869A	1/2"	3/8"	3"	1-1/2"	Used with: L4006, L6006, L8124, L8148, R8182D, E, F
H50-1	121371B 123870A	3/4"	3/8"	3"	1-1/2"	Used with: L4006, L6006, L8124, L8148, R8182D, E, F
H50-2	122555A	3/4"	3/8"	3"	4-1/2"	Long spud for water heaters
H50-3	122555E	3/4"	3/8", 5/8"	3"	4-1/2"	Plastic sleeve on insertion
H50-4	121371M	3/4"	3/8"	3"	3"	Long spud for water heaters
H50-5	121371L	1/2"	3/8"	3"	3"	Long spud for water heaters





COMPLETE REPLACEMENT PROBE KITS (Kits contain 1 each of Probe A, B, C, D)

 No.	Miniature 2 & 4 HP		Regular 6 to 30 HP		Series E	
	Prior to April 5, 1965	After April 5, 1965	Prior to August 1, 1964	After August 1, 1964	4 HP	6 to 100 HP
	H75	H76	H75-1	H76-1	H76-2	H76-3
Ref. No.	FP3-M1	FP2-M2	FP3-R1	FP2-R2	FP2-E1	FP2-E2
Thread	3/8"-NPT	1/2"-NPT	3/8"-NPT	1/2"-NPT	1/2"-NPT	1/2"-NPT
Probe A	H75-850	H76-950	H75-625	H76-725	H76-950	H76-725
Probe B	H75-1000	H76-1100	H75-825	H76-925	H76-1100	H76-925
Probe C	H75-1125	H76-1225	H75-975	H76-1075	H76-1225	H76-1075
Probe D	H75-1200	H76-1300	H75-1325	H76-1425	H76-1300	H76-1625

INDIVIDUAL REPLACEMENT PROBES



3/8"- NPT	
 No.	Length
H75-625	6-1/4"
H75-825	8-1/4"
H75-850	8-1/2"
H75-975	9-3/4"
H75-1000	10"
H75-1125	11-1/4"
H75-1200	12"
H75-1325	13-1/4"

1/2"- NPT	
 No.	Length
H76-725	7-1/4"
H76-925	9-1/4"
H76-950	9-1/2"
H76-1075	10-3/4"
H76-1100	11"
H76-1225	12-1/4"
H76-1300	13"
H76-1425	14-1/4"
H76-1625	16-1/4"

Probe A - Pump off
 Probe B - Pump on
 Probe C - LWC in water column
 Probe D - LWC in boiler



MORE LIQUID LEVEL PROBES on pages E25 - E27

BRAZED PLATE HEAT EXCHANGERS

For radiant heating, domestic hot water, snow melting, pool heating, steam zoning, fuel pre-heating, and general shell & tube replacement


Westwood

TRANS * TEMP™

- ▶ All 316 Stainless Steel w/copper brazing
- ▶ Maximum pressure 450 PSI, temperature 365° F
- ▶ UL Listed (US and Canada), CSA Approved
- ▶ Mounting brackets and insulation kits available




GENERAL APPLICATION Many more sizes and styles available. Consult the factory for detailed specifications


 No.	No. of Plates	BTUH (1,000's)*				Pipe Connections (Male NPT)	Approximate Dimensions & Weight			
		Radiant Heat	Heat Zoning	Domestic Hot Water	Snow Melting		Height (in.)	Width (in.)	Depth (in.)	Weight (lbs.)
H101-10	10	38	38	113	50	3/4"	8	2-7/8	1-1/2	2.8
H101-14	14	52	53	155	70	3/4"	8	2-7/8	1-7/8	3.2
H101-20	20	72	73	220	98	3/4"	8	2-7/8	2-3/8	3.8
H101-30	30	103	103	310	140	3/4"	8	2-7/8	3-5/16	5.0
H103-14	14	85	87	255	115	1"	6-3/4	4-7/8	1-7/8	4.5
H103-20	20	120	122	360	160	1"	6-3/4	4-7/8	2-3/8	5.3
H103-40	40	230	229	685	310	1"	6-3/4	4-7/8	4-1/4	7.8
H104-10	10	41	41	122	55	1"	13	4-7/8	1-1/2	6.2
H104-14	14	57	58	170	76	1"	13	4-7/8	1-7/8	7.2
H104-24	24	97	97	290	130	1"	13	4-7/8	2-3/4	9.8
H104-30	30	120	122	360	160	1"	13	4-7/8	3-5/16	11.4
H104-50	50	195	195	585	260	1"	13	4-7/8	5-1/4	16.6

* Ratings @ temperatures shown in Table 1.

DOUBLE WALL VENTED - Protects against cross fluid contamination

 No.	No. of Plates	BTUH (1,000's)*				Pipe Connections (Male NPT)	Approximate Dimensions & Weight			
		Radiant Heat	Heat Zoning	Domestic Hot Water	Snow Melting		Height (in.)	Width (in.)	Depth (in.)	Weight (lbs.)
H105-14	14	48	50	147	66	1"	20-7/8	4-7/8	1-7/8	11.8
H105-20	20	70	71	210	95	1"	20-7/8	4-7/8	2-3/8	15.0
H105-30	30	105	106	310	140	1"	20-7/8	4-7/8	3-5/16	20.3
H105-50	50	170	171	510	230	1"	20-7/8	4-7/8	5-1/4	31.0
H105-80	80	255	260	770	340	1"	20-7/8	4-7/8	8	47.0
H105-100	100	300	305	910	410	1"	20-7/8	4-7/8	10	57.5

* Ratings @ temperatures shown in Table 1.


Please order by  No.

rev. 5-1-05

H10

BRAZED PLATE HEAT EXCHANGERS (CONTINUED)

HIGH CAPACITY

 No.	No. of Plates	BTUH (1,000's)*				Pipe Connections (Male NPT)	Approximate Dimensions & Weight			
		Radiant Heat	Heat Zoning	Domestic Hot Water	Snow Melting		Height (in.)	Width (in.)	Depth (in.)	Weight (lbs.)
H107-20	20	265	270	785	350	2"	20-7/8	10-5/8	2-3/8	38.6
H107-24	24	310	320	940	420	2"	20-7/8	10-5/8	2-3/4	43.8
H107-30	30	380	390	1,150	520	2"	20-7/8	10-5/8	3-5/16	51.8
H107-40	40	500	508	1,500	670	2"	20-7/8	10-5/8	4-1/4	65.0
H107-50	50	590	602	1,785	800	2"	20-7/8	10-5/8	5-1/4	78.2
H107-60	60	685	680	2,000	920	2"	20-7/8	10-5/8	6-3/16	91.4
H107-100	100	885	885	2,600	1,200	2"	20-7/8	10-5/8	10	144.2
H107-120	120	930	925	2,750	1,270	2"	20-7/8	10-5/8	11-7/8	170.6
H107-150	150	960	950	2,850	1,330	2"	20-7/8	10-5/8	14-3/4	210.2

* Ratings @ temperatures shown in Table 1.

AEROFLEX PRESSURE SENSITIVE INSULATION KITS

No. of Plates	Heat Exchanger Series				
	H101	H103	H104	H105	H107
10	H111-10	—	H114-10	—	—
14	H111-14	H113-14	H114-14	H115-14	—
20	H111-20	H113-20	—	H115-20	H117-20
24	—	—	H114-24	—	H117-24
30	H111-30	—	H114-30	H115-30	H117-30
40	—	H113-40	—	—	H117-40
50	—	—	H114-50	H115-50	H117-50
60	—	—	—	—	H117-60
80	—	—	—	H115-80	—
100	—	—	—	H115-100	H117-100
120	—	—	—	—	H117-120
150	—	—	—	—	H117-150



Many more sizes and styles of heat exchangers are available, including models suitable for salt water applications.

TABLE 1 - Temperatures for BTUH ratings shown

Heat Exchanger Connected to	Heat Exchanger			
	Input Side (boiler)		Output Side ¹	
	In	Out	In	Out
Radiant Heat	180°F	140°F	90°F	110°F
Heat Zoning	180°F	160°F	150°F	170°F
Domestic Hot Water	180°F	120°F	60°F	120°F
Snow Melting ²	180°F	140°F	100°F	130°F

¹Output side pressure drop ≈ 2 psi

²40% Glycol in melt loop

NOTE

The heat exchanger BTUH ratings shown are very conservative, and were derived using familiar system temperatures, flow rates, and pressure drops.

For each heat exchanger, the BTUH output can be greatly increased by choosing different system design temperatures and increasing flow rates.